



### District Report Card: 2017


<b>State:</b> Arunachal Pradesh	<b>District:</b> Tirap
<b>Class:</b> 8	<b>Subject:</b> Language
<b>Schools:</b> 37	<b>Students:</b> 570


### Participation/Coverage


#### Students

<div>GENDER</div> <div></div>	Boys		Girls	
	Number	%	Number	%
	279	48.95	291	51.05

<div>AREA</div> <div></div>	Rural		Urban	
	Number	%	Number	%
	356	62.46	214	37.54

<div>CATEGORY</div> <div></div>	SC		ST		OBC		GEN	
	Number	%	Number	%	Number	%	Number	%
	6	1.05	521	91.40	11	1.93	32	5.61

<div>CWSN</div> <div></div>	LD	VI	HI	S&LD	ID	Oth
	1	0	0	0	0	6

<div>Management</div> <div></div>	Government		Government-aided	
	Number	%	Number	%
	512	89.82	58	10.18

### Average Performance of Students in Language (%)

Overall	Gender		Area		Management		Social Group			
	Male	Female	Rural	Urban	Govt.	Aided	SC	ST	OBC	GEN
49.22	48.43	49.97	46.61	53.55	46.37	74.37	46.67	49.16	46.06	51.67

### Performance on Learning Outcomes (LOs)

Learning Outcomes	Description	Average Performance(%)
L813	Read textual/non-textual materials with comprehension and identifies the details, characters, main idea and sequence of ideas and events while reading	49.22

Range of Performance of Students who Answered Correctly							
Below 30%		30% - 50%		50% - 75%		Above 75%	
Number	%	Number	%	Number	%	Number	%
144	25.26	154	27.02	185	32.46	87	15.26

### Lowest Performing Learning Outcomes (LOs)

1 - Read textual/non-textual materials with comprehension and identifies the details, characters, main idea and sequence of ideas and events while reading (49.22)